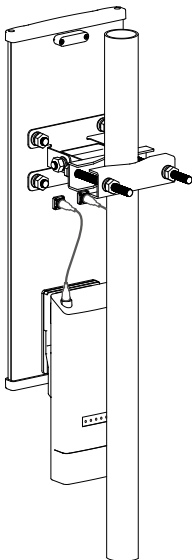


Quick Start Guide

5GHz 16dBi Dual-Polarization Directional Base Station Antenna



Package Contents

- Antenna×1
- Quick Start Guide×1
- RF Cables×2

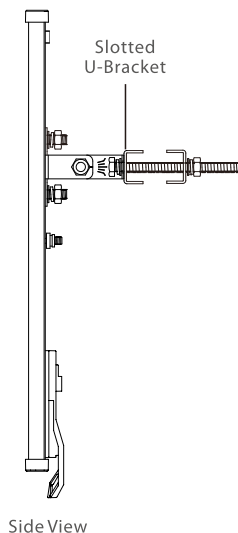
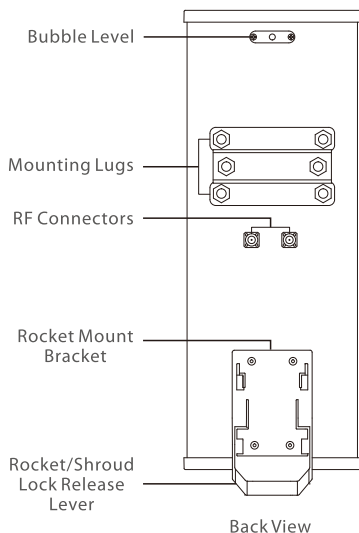
before use this equipment, please read this guide for installing equipment quickly.



the wireless radio from this guide (Sold separately)

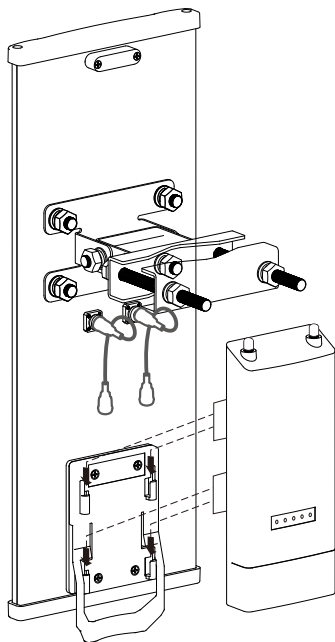
Installation Requirements

- 13mm wrench
- Shielded Category 5 (or above) cabling should be used for all wired Ethernet connections and should be grounded through the AC ground of the PoE. We recommend that you protect your networks from the most brutal environments and devastating ESD attacks with industrial grade shielded Ethernet cable.

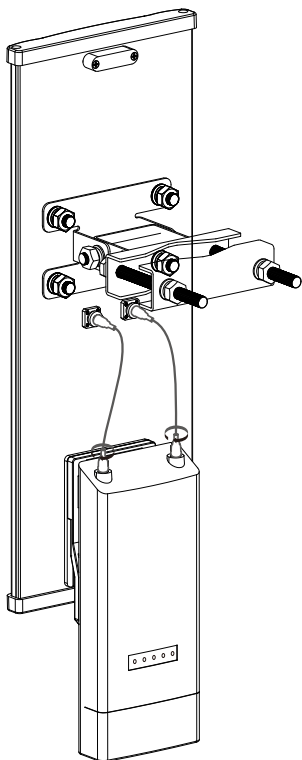


Bracket Installation


- ① Attach the RF Cables to the connectors of antenna
- ② Press the bracket handle, align the four snaps on the back of the wireless radio with the four card slots on the bracket, and slide down to fix the base station.

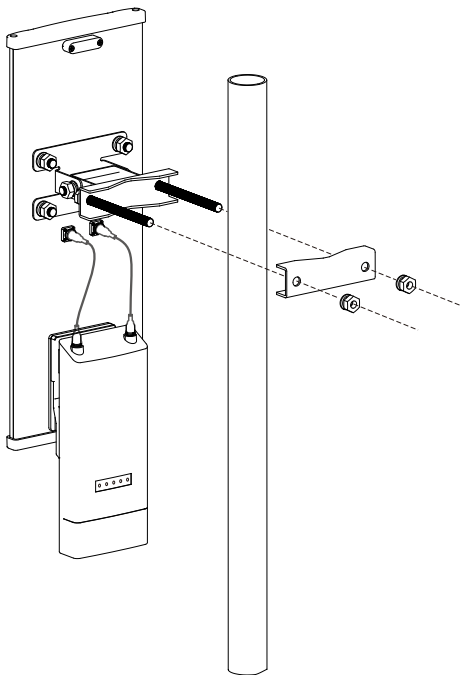


- ③ Loosen the plastic nuts from the connectors of base station.
- ④ Attach one side of the two pieces RF Cables to the Base station.

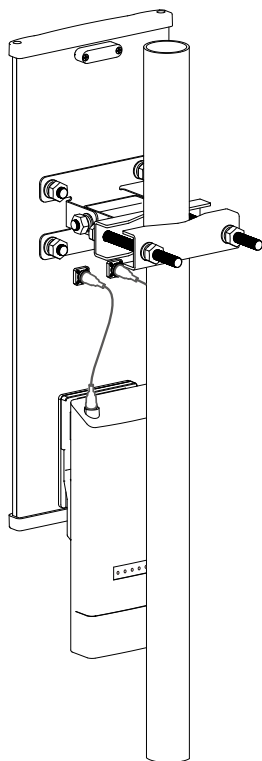


- ⑤ To mount the antenna to the pole, attach the Pole Clamp to the Pole Bracket using two Carriage Bolts and two Nuts.

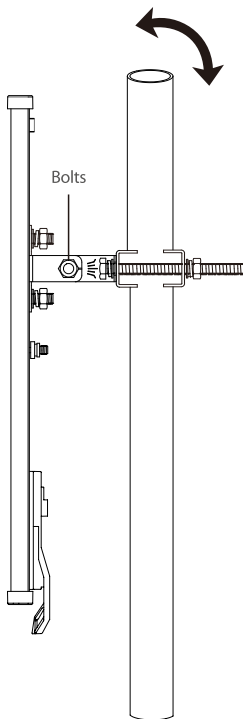
 Note: The mounting assembly can accommodate a Ø 30 - 70 mm pole.



⑥ Completed installation.



- ⑦ The antenna has an Mechanical downtilt of 7°. To further adjust the elevation angle:
- Loosen the two Bolts on the Pole Bracket.
 - Slide the antenna to the desired tilt.
 - Tighten all bolts and nuts to approximately 25 N-m (18 lb-ft) or less to avoid deforming the pole.



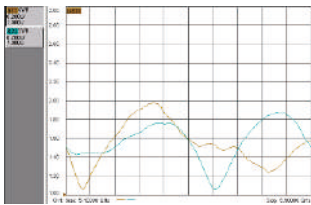
Technical specifications

Electrical

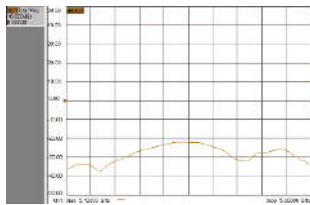
Model	ANT16-5G120
Frequency Range	5100-5850MHz
Gain	15dBi \pm 1.5dBi
Polarization	Vertical and Horizontal
Isolation	>25dB
F/B Ratio	>25dB
Horizontal Beamwidth(6dB)	120° type
Vertical Beamwidth(3dB)	7° type
V.S.W.R	<2
Max Power	20W
Nominal Impedance	50Ω
Lightingprotection	DC Ground

Mechanical

Connector	2 x RPSMA
Antenna Size	38.8×15×2cm
Antenna Weight	1.2kg
Colour	gray
Antenna cover material	UV Protection ABS
Operatingt emperature	-40°C to +70°C (-32°F to +158°F)
ETSI Specification	ETS 300 019-1-4, EN 302 085(ANNEX A.1.1)

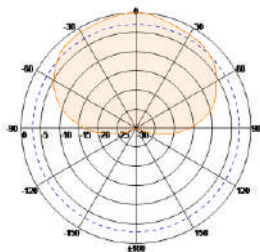


Antenna Voltage V.S.W.R

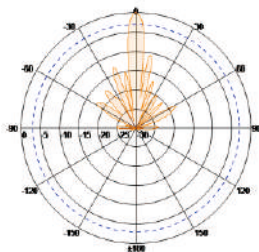


Port Isolation

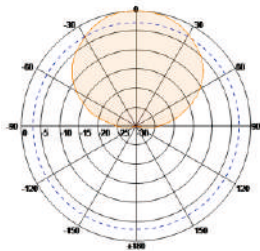
Antenna Pattern



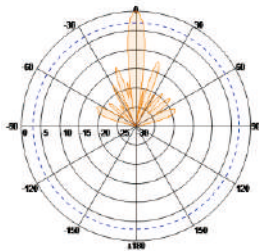
V-Pol Azimuth



V-Pol Elevation



H-Pol Azimuth



H-Pol Elevation