


F1226P-24-410W

24FE+2GE/1SFP Managed Switch With 24-Port PoE



F1226P-24-410W

24FE+2GE/1SFP Managed Switch With 24-Port PoE

Descriptions

F1226P-24-410W is a managed PoE switch independently designed by IP-COM. Featured with 24 IEEE 802.3at/af-compliant RJ45 ports, it supplies a maximum PoE power output of 370 W. The switch can supply power when transmitting data with APs, IP cameras, and IP phones through CAT5 cables . Featured smart management functions, including 250 m long distance power supply, 802.1Q VLAN, link aggregation, QoS and MAC address binding, it minimizes the difficulty and cost in networking deployment.

Features

- * Compliant with IEEE 802.3, IEEE 802.3u, IEEE 802.3ab, IEEE 802.3z, IEEE 802.3x, IEEE 802.1q, IEEE 802.1p, IEEE 802.1d, IEEE 802.1w and IEEE802.3af/at standards.
- * 24 * 10/100 Mbps Base-TX RJ45 ports for data transmission and power supply, 2 * 10/100/1000 Mbps Base-T RJ45 ports for data transmission, 1 * 1000 Mbps Base-X combo SFP slot
- * 16 K MAC address table and MAC address auto-learning.
- * IEEE 802.3x-compliant full-duplex flow control and half-duplex backpressure flow control.
- * 8.8 Gbps backplane bandwidth.
- * Maximum power consumption of a single port: 30W; Maximum power consumption of the switch: 370W.
- * 4 Mb cache size for smooth video surveillance.
- * Support Web management, 802.1Q VLAN, link aggregation, QoS and MAC address binding.
- * Standard rack-mounting design

USPs



6 kV lightning protection

The switch offers various safety and protection types, including 6 kV lightning protection, PSE short-circuit protection, PoE overload protection, surge current protection etc.



Gigabit uplink port

With one 1000 Mbps combo SFP slot, the switch can meet the current demand for uplink bandwidth of Gigabit WLAN and HD digital surveillance.



370 W PoE power supply

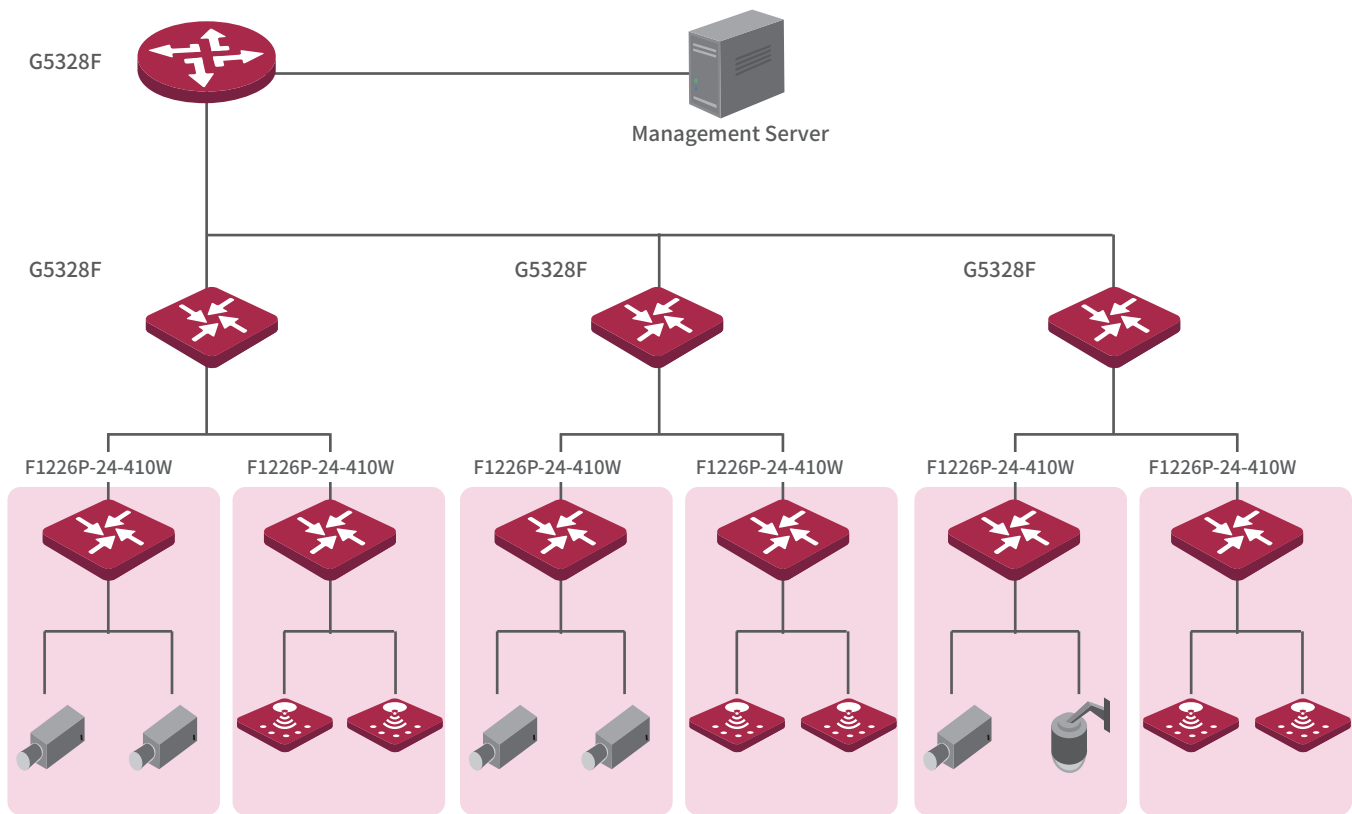
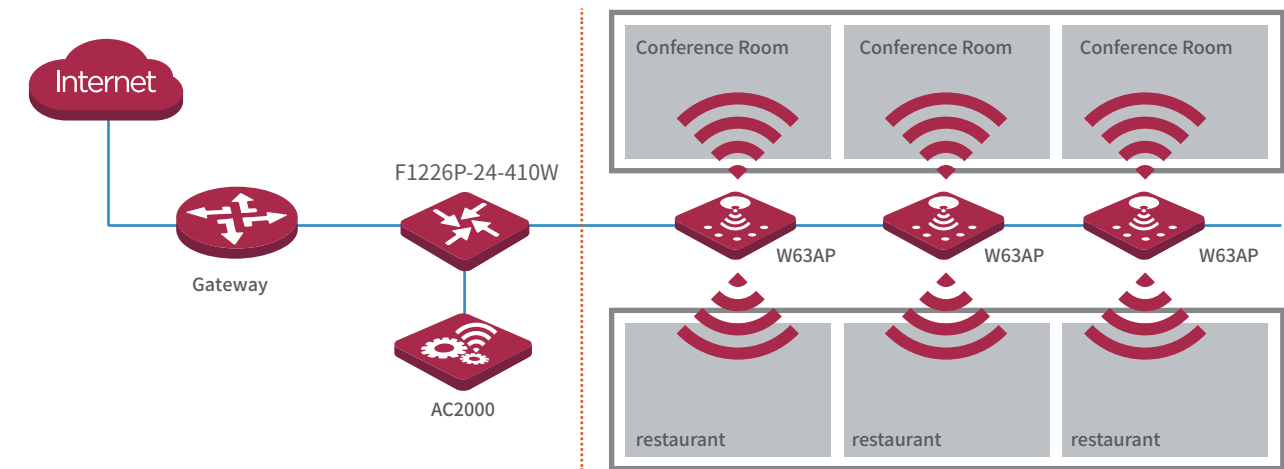
The switch features 24 IEEE 802.3at/af-compliant RJ45 ports. The entire switch offers a maximum PoE power output of 370 W, and 30 W for a single port, to supply power to and data transmission with 24 PoE-powered devices such as APs and IP cameras.



Smart Web management

The switch supports smart management functions, including 250 m long distance power supply, 802.1Q VLAN, link aggregation, QoS, MAC address binding, which minimizes the difficulty and cost in networking deployment.

Appliation



Specifications

Specifications	
Standards	IEEE802.3, IEEE802.3u, IEEE802.3ab, IEEE802.3z, IEEE802.3x, IEEE802.3af/at
LEDs indicator	24 * Link/Act LEDs 1 * G1 LED 1 * G2/SFP2 LED 1 * PoE-MAX LED 1 * Power LED 1 * SYS LED
Interfaces	24 * 10/100 Mbps Base-TX RJ45 ports (Data/Power) 2 * 10/100/1000 Mbps Base-T RJ45 ports (Data) 1 * 1000 Mbps Base-X SFP port (Combo)
Forwarding Rates	6.55 Mpps
Switching capacity	8.8 Gbps
MAC Address Table	16K
Lightning protection	≥6KV
Input voltage	AC: 100-240V~50/60Hz
PoE supply	Ports 1-24 support standard IEEE802.3af/at 30W output per PoE port 370W output of the total PoE Power
Power consumption	410W output the whole device
Dimensions	440*284*44mm
Environment	Operating Temperature: 0°C~45°C (32°F~113°F) Storage Temperature: -40°C~70°C (-40°F~158°F) Operating Humidity: 10%~90% non-condensing Storage Humidity: 5%~90% non-condensing
Software Features	
PoE management	Support over temperature protection for PoE module Support graphical management detection of PD equipment
VLAN	Supports Port VLAN Supports 802.1Q VLAN

Software Features

Security	MAC-Port Binding
Link aggregation	Static Trunk Supports 3 groups of 4-Port trunk support
STP	STP/RSTP
IGMP Snooping	IGMP (v1/v2) Snooping
Port Mirroring	N: 1 port mirroring
PoE management	802.1p and DSCP priority re-marking Flow control Flexible queue scheduling algorithm can be set based on port and queue, support SP, WRR
Firmware upgrade	Upgrade via the Web
Management and maintenance	Support SNMP v1/v2 and WEB-based management
Certifications	CCC、FCC、CE、RoHS

IP-COM
World Wide Wireless

Headquarters

IP-COM Networks Co.,Ltd.

Tel: +86 755-27653089

Fax: +86 755-27657178

Email: marketing@ip-com.com.cn

Website: www.ip-com.com.cn

ADD: Tower E3, No1001, Zhongshanyuan Road, Nanshan District, Shenzhen, China.

Copyright©2016 IP-COM Networks Co., Ltd. All rights reserved.

